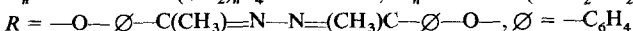
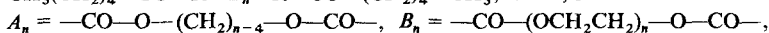
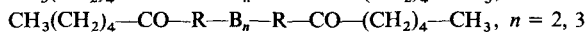


## MESOPHASIC PROPERTIES OF LOW MOLECULAR WEIGHT ANALOGUES OF NEMATOGENIC POLYCARBONATES

C. Carfagna, P. Iannelli, A. Roviello and A. Sirigu

DIPARTIMENTO DI CHIMICA, UNIVERSITÀ DI NAPOLI,  
VIA MEZZOCANNONE, 4-80134 NAPOLI, ITALY

The mesophasic behaviour of the following compounds has been investigated by DSC, X-ray diffraction and optical microscopy methods:



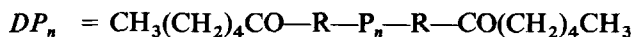
They have been assumed to be low molecular weight models of homologous nematogenic polymers.

All the examined compounds exhibit nematic mesomorphism. On complete analogy with the corresponding polymers, the thermodynamic data relative to the nematic-isotropic phase transition show a very reduced, if any, odd-even fluctuation. These data are compared with those obtained for very similar compounds, both polymeric and non-polymeric, containing ester linkages between the rigid and flexible groups, to provide evidence of the reliability of the dimeric compounds as models of the polymeric homologues.

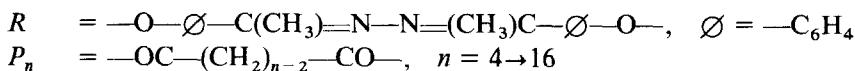
In a recent paper [1] we showed that the mesophasic properties of two homologous series of low molecular weight compounds, whose structure is characterized by the presence of two rigid mesogenic groups connected by a flexible portion (which will be called "dimers"), qualitatively reproduce the peculiarities of the nematic phase of polymers of which dimers represent (with some approximations) two connected monomer units.

In fact, these model compounds exhibit nematic properties with enhanced odd-even fluctuations both in the isotropization temperatures and in the molar isotropization enthalpies, as the corresponding polymers do as a function of the length of the flexible spacer.

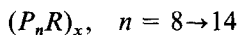
Their formula is as follows:



where



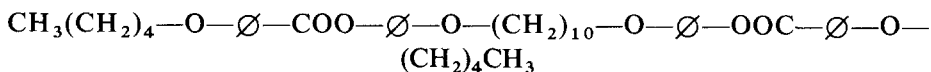
The corresponding polymers have formula [2]:



The relevance of the model compounds is connected with i) the possibility of obtaining them in a very purified form, ii) their unequivocally defined molecular weight, iii) the low melt viscosity and the relatively low melting temperatures that make easier (as compared with the polymers) their macroscopic alignment in a magnetic field of moderate strength. This allows a better determination of the degree of order in the nematic phase.

These measurements have been performed with dimeric compounds in a few cases with different techniques.

Griffin and coworkers [3] measured the degree of orientational order as a function of the temperature for a compound with formula:

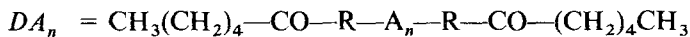


by measuring the anisotropy of the magnetic susceptibility. Blumstein and coworkers [4] investigated similar dimeric model compounds by NMR methods; the authors measured order parameters in the nematic phase of magnetically oriented samples of  $DP_n$  compounds by measuring the x-ray diffracted intensity along the principal halo [5]. The results agree in showing that the order parameters extrapolated at the isotropization temperature are significantly higher for compounds containing an even number of carbon atoms in the flexible spacer than for the odd-type molecules or for the "monomeric" analogues (i.e. compounds containing a single rigid group in the molecule). The order parameters measured for the even-type molecules, however, are lower than those found for the corresponding polymeric analogues.

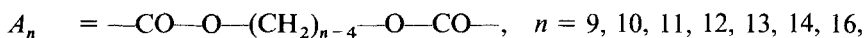
In a previous paper [2], two of the authors showed that polymers containing the rigid group  $R$  connected by flexible spacers of formula  $-COO-(CH_2)_{n-4}-OOC-$  also exhibit nematic behaviour, like the already-mentioned polyesters, but with a considerably reduced odd-even fluctuation of the relevant thermodynamic parameters. This appears to be caused by the presence, as linking group between the rigid and flexible parts, of carbonate groups instead of ester groups.

In the present paper we report on a study of the mesophasic properties of "dimeric" model compounds containing such carbonate linkages. Two classes of

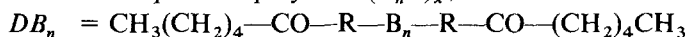
dimeric compounds have been investigated:



where



which correspond to polymers  $(A_nR)_x$ ; and



where

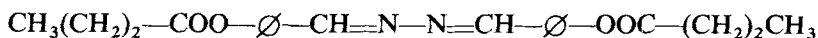


corresponding to polymers  $(B_nR)_x$ , [6] which also exhibit nematic mesogenicity.

## Experimental

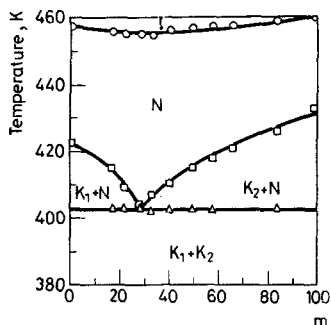
Compounds  $DA_n$  and  $DB_n$  were synthesized following the procedure described in [1], with some modification concerning their purification. Bis-chlorocarbonate  $\text{Cl—A}_n\text{—Cl}$  (or  $\text{Cl—B}_n\text{—Cl}$ ) was added dropwise at room temperature to a solution of  $\text{CH}_3(\text{CH}_2)_4\text{—CO—R—H}$  (in slight excess with respect to the stoichiometric value) in an anhydrous mixture of dioxane and pyridine. After one hour the reaction mixture was poured into cool 95% ethanol, filtered and washed with 95% ethanol. Further purification was carried out on a silica gel column. The chemical natures of the compounds were confirmed by NMR spectroscopy.

Thermal analysis was performed with a Mettler TA-3000 differential scanning calorimeter. For calibration an indium Fluka 99.999% sample was utilized. With a 10 deg/min scanning rate, the melting interval of the indium standard is 2 K. With the same scanning rate, the melting and isotropization intervals are  $\leq 4$  K and  $\leq 2.5$  K, respectively, both for  $DA_n$  and for  $DB_n$ . The mesophasic properties were also examined by polarizing microscopy at variable temperature. The nature of the mesophase was investigated by X-ray diffraction techniques and by miscibility studies with a nematogenic standard [7]:

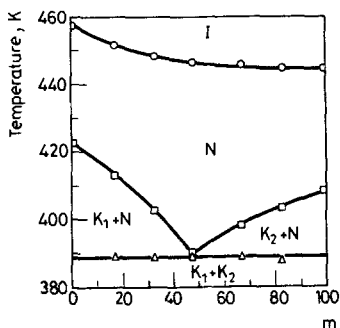


## Results and discussion

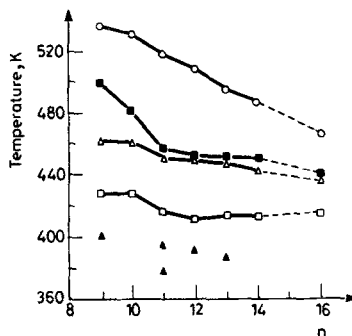
$DA_n$  and  $DB_n$  each show thermotropic mesophasic behaviour. The X-ray diffraction pattern recorded within the range of stability of the mesophase rules out any smectic structure having a periodicity  $\leq 50$  Å. Conclusive evidence of the nematic nature of the mesophase exhibited by  $DA_{10}$  and  $DB_2$  is given by the phase



**Fig. 1** Phase diagram of the binary mixture formed by  $DA_{10}$  and  $CH_3(CH_2)_2-COO-\phi-CH=N-N=CH-\phi-OOC-(CH_2)_2CH_3$ .  $m/100$  = mole fraction of  $DA_{10}$ ;  $K$  = solid phase;  $N$  = nematic phase;  $I$  = isotropic phase



**Fig. 2** Phase diagram of the binary mixture formed by  $DB_2$  and  $CH_3(CH_2)_2-COO-\phi-CH=N-N=CH-\phi-OOC-(CH_2)_2CH_3$ .  $m/100$  = mole fraction of  $DB_2$



**Fig. 3** Melting and isotropization temperatures of polycarbonates  $(A_nR)_x$  ( $\square, \triangle, \blacktriangle$  ( $K-K$ )) and model compounds  $DA_n$  ( $\blacksquare, \circ$ )

diagrams shown in Figs 1 and 2, respectively, relating to binary mixtures with the above-mentioned nematogenic standard. Complete miscibility is observed in the nematic phase.

Same relevant thermodynamic data for the series  $DA_n$  are reported in Table 1, together with the corresponding data concerning the homologous polymers.

The close correspondence between the dimeric molecules and the polymers is clear in Fig. 3.

The virtual absence of odd-even fluctuations is at sharp variance with the behaviour of the corresponding ester compounds, both dimeric and polymeric.

A strictly parallel correspondence is shown in Fig. 4 for the molar isotropization entropies. The same drastic reduction of the odd-even fluctuations as observed for

the polycarbonates as compared to the corresponding polyester series is to be observed for the dimeric homologues. Even the pattern of the relative magnitude of the entropies is replicated. The enthalpy ratios  $\Delta H_i/\Delta H_t$  ( $\Delta H_i$  = molar isotropization enthalpy;  $\Delta H_t$  = molar enthalpy change for the (virtual) transition

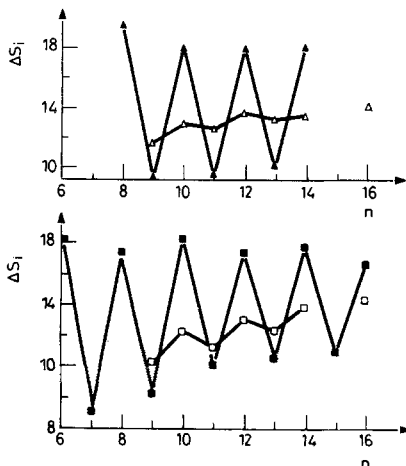


Fig. 4 Molar entropy changes at the isotropization for polyesters  $(P_nR)_x$  ( $\blacktriangle$ ), polycarbonates  $(A_nR)_x$  ( $\triangle$ ), model compounds  $DP_n$  ( $\square$ ) and model compounds  $DA_n$  ( $\square$ )

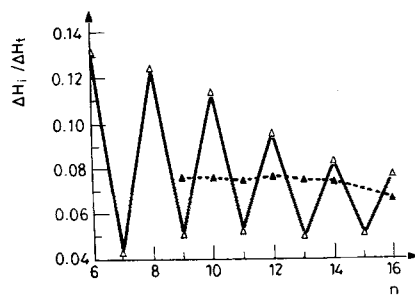


Fig. 5  $\Delta H_i/\Delta H_t$  ratios as a function of spacer length for model compounds  $DP_n$  ( $\triangle$ ) and  $DA_n$  ( $\blacktriangle$ )

solid phase stable at room temp.  $\rightarrow$ isotropic liquid) for  $DA_n$  and  $DP_n$  are compared in Fig. 5.

Once again, the data relating to  $DA_n$  show no really significant odd-even fluctuation. The correspondence between the thermodynamic data and the order parameter needs to be ascertained particularly in connection with two points: the reduced odd-even fluctuation and the intermediate position between odd and even classes of  $DP_n$  compounds.

Table 1 reports some thermodynamic data on compounds  $DB_2$ ,  $DB_3$  and the corresponding polymers. The similarity between the dimers and polymers is apparent. For both compounds the mesophase is of nematic type and the molar isotropization entropy is significantly smaller than for the series  $DA_n$ , in close analogy with the corresponding polymers  $(B_nR)_x$  and  $(A_nR)_x$ . The same is true for the melting and isotropization temperatures. The ratios  $\Delta H_i/\Delta H_t$  are also definitely smaller than those found for  $DA_n$ , although only slightly lower than for the odd members of the series  $DP_n$ . For the latter, the order parameter at the isotropization temperature is found to be very close to the Maier-Saupe limit [5].

Although only one member for each class, odd or even, has been examined ( $DB_2$  is of odd type), it is apparent from the  $\Delta S_i$  and  $\Delta H_i/\Delta H_t$  data that the odd-even

**Table 1** Thermodynamic data of model compounds and corresponding polymers

<i>n</i>	DA <sub><i>n</i></sub>					(A <sub><i>n</i></sub> R) <sub><i>x</i></sub>			
	<i>T</i> <sub><i>K</i>→<i>K</i></sub>	<i>T</i> <sub><i>m</i></sub>	<i>T</i> <sub><i>i</i></sub>	Δ <i>S</i> <sub><i>i</i></sub>	Δ <i>H</i> <sub><i>i</i></sub> /Δ <i>H</i> <sub><i>T</i></sub>	<i>T</i> <sub><i>m</i></sub>	<i>T</i> <sub><i>i</i></sub>	Δ <i>S</i> <sub><i>i</i></sub>	
9	402	428	462	10.2	0.076	499	536	11.7	
10		428	461	12.4	0.076	481	530	13.0	
11	{369 394}	416	451	11.2	0.075	456	517	12.6	
12	392	412	450	13.1	0.077	453	508	13.8	
13	388	414	448	12.3	0.075	451	495	13.3	
14		413	443	13.9	0.074	450	486	13.5	
16	388	416	436	14.5	0.067	441	446	14.1	
DB <sub>2</sub>		410	446	6.8	0.046	(B <sub>2</sub> R) <sub><i>x</i></sub>	416	501	5.2
DB <sub>3</sub>		385	425	5.9	0.042	(B <sub>3</sub> R) <sub><i>x</i></sub>	380	448	4.2

Temperatures are in Kelvin scale

*T*<sub>*K*→*K*</sub> = Solid-solid transition temperature

*T*<sub>*m*</sub> = Melting temperature

*T*<sub>*i*</sub> = Isotropization temperature

Δ*S*<sub>*i*</sub> = Molar isotropization entropy in J mol<sup>-1</sup> K<sup>-1</sup>

σ(*T*)/*T* = 0.001

σΔ*S*<sub>*i*</sub>/Δ*S*<sub>*i*</sub> = 0.06

Δ*H*<sub>*i*</sub> = Enthalpy variation at the isotropization

Δ*H*<sub>*T*</sub> = Sum of the enthalpy variations corresponding to the transitions from the most stable phase to the isotropic liquid

**Table 2** Δ*S*<sub>*i*</sub> values for the different series of compounds

Polymers (A)	Δ <i>S</i> <sub><i>i</i></sub> (B)	Dimers		Monomers (C)	
		DP <sub><i>n</i></sub>	Δ <i>S</i> <sub><i>i</i></sub> /2 (B)	M <sub><i>n</i></sub>	Δ <i>S</i> <sub><i>i</i></sub> (B)
(P <sub>12</sub> R) <sub><i>x</i></sub>	17.9	DP <sub>12</sub>	8.80	M <sub>6</sub>	3.27
(A <sub>12</sub> R) <sub><i>x</i></sub>	13.8	DA <sub>12</sub>	6.56	N <sub>6</sub>	3.71 (D)
(B <sub>3</sub> R) <sub><i>x</i></sub>	3.4	DB <sub>3</sub>	2.60		
(P <sub>9</sub> R) <sub><i>x</i></sub>	9.3	DP <sub>9</sub>	4.10	M <sub>5</sub>	2.34
(A <sub>9</sub> R) <sub><i>x</i></sub>	11.7	DA <sub>9</sub>	5.10	N <sub>5</sub>	3.18 (D)
(B <sub>2</sub> R) <sub><i>x</i></sub>	5.2	DB <sub>2</sub>	3.40		

(A) The first series of values is relative to compounds whose flexible groups are constituted by a chain with 12 atoms; for the second series the chain is constituted by 9 atoms. This is true only for the polymers and the dimers and not for the monomers.

(B) Δ*S*<sub>*i*</sub>/J mol<sup>-1</sup> K<sup>-1</sup>

(C) M<sub>*n*</sub> = CH<sub>3</sub>(CH<sub>2</sub>)<sub>*n*-2</sub>-CO-R-CO-(CH<sub>2</sub>)<sub>*n*-2</sub>CH<sub>3</sub>      *n* = 5, 6

and  
N<sub>*n*</sub> = CH<sub>3</sub>(CH<sub>2</sub>)<sub>*n*-3</sub>-OOC-R-COO-(CH<sub>2</sub>)<sub>*n*-3</sub>CH<sub>3</sub>

(D) Unpublished results

effect is either the inverse of that characterizing all the above-mentioned compounds or, much more likely, virtually non-existent.

In fact, the flexibility of the spacer appears to be the critical factor for the occurrence of odd-even fluctuations. An enhanced flexibility of the spacer, either through increase of its length or because of intrinsic stereochemical reasons, tends

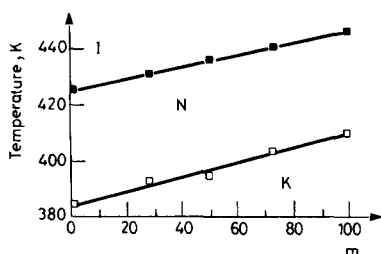


Fig. 6 Phase diagram of the binary mixture formed by  $DB_2$  and  $DB_3$ .  $m/100 =$  mole fraction of  $DB_2$



Fig. 7 DSC curves of  $DB_2-DB_3$  equimolar mixture. cooling and b = subsequent heating run

to diminish the influence of the parity (odd or even). The latter should be the case for dimers  $DB_n$  and their polymeric homologues. Table 2 lists some relevant data on homologous classes of polymers, dimers and monomers, to facilitate comparison.

Another reason for studying  $DB_2$  and  $DB_3$  was to investigate the smectic-like structure shown by polymers  $(B_2R)_x$  and  $(B_3R)_x$  and by related copolymers containing various amounts of the two monomeric units. At room temperature, these polymers display a smectic periodicity detectable by X-ray diffraction measurements which vanishes without any first or second-order thermodynamic discontinuity into a normal nematic structure [6].

Mixtures of  $DB_2$  and  $DB_3$  were examined with the purpose of lowering the melting temperature. However, (Figs 6 and 7), solid solutions are formed with no appreciable depression of the melting temperature. Within the range of stability of the mesophase, no evidence was detected of any smectic-like structure with a periodicity shorter than  $\sim 50 \text{ \AA}$ .

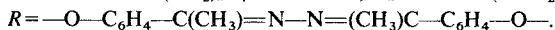
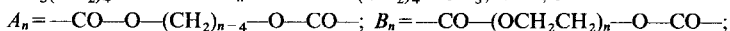
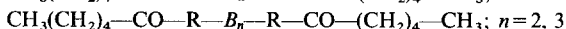
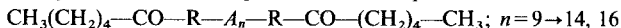
\* \* \*

The financial assistance of the Ministero Pubblica Istruzione is acknowledged.

## References

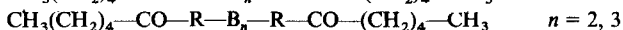
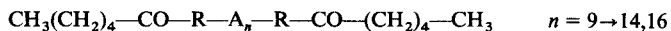
- 1 J. A. Buglione, A. Roviello and A. Sirigu, *Mol. Cryst. Liq. Cryst.*, 106 (1984) 169.
- 2 A. Roviello and A. Sirigu, *Makromol. Chem.*, 183 (1982) 895.
- 3 A. C. Griffin, G. Sigaud and Do Y. Yoon, *Macromolecules*, 16 (1983) 875.
- 4 A. Blumstein, R. B. Blumstein, E. M. Stickles, M. M. Gauthier and F. Volino, *Macromolecules*, 17 (1984) 177.
- 5 R. Capasso, P. Iannelli, A. Roviello and A. Sirigu, to be published
- 6 A. Roviello, S. Santagata and A. Sirigu, *Makromol. Chem. Rapid Commun.*, 5 (1984) 209.
- 7 A. Roviello and A. Sirigu, *Mol. Cryst. Liq. Cryst.*, 35 (1976) 155.

**Zusammenfassung** — Das mesophasische Verhalten der folgenden Verbindungen wurde mittels DSC, Röntgendiffraktion und optischer Mikroskopie untersucht:



Die Verbindungen wurden als Modelle homologer nematogener Polymere mit niedrigem Molekulargewicht angesehen. Alle untersuchten Verbindungen zeigen einen nematischen Mesomorphismus. Analog zu den entsprechenden Polymeren zeigen die sich auf den nematisch-isotropen Phasenübergang beziehenden thermodynamischen Daten eine, wenn überhaupt, sehr reduzierte ungerade-gerade Fluktuation. Diese Daten werden mit denen verglichen, die für sehr ähnliche, sowohl polymere als auch nicht-polymere Verbindungen mit Esterbindungen zwischen den starren und flexiblen Gruppen erhalten wurden, um Beweise für die Zuverlässigkeit der auf dimeren Verbindungen aufbauenden Modelle für polymere Homologe zu erhalten.

**Резюме** — Методами ДСК, рентгенофазового анализа и оптической микроскопии исследовано мезофазное поведение соединений со следующей структурой:



Предполагалось, что эти вещества являются низкомолекулярными модельными соединениями гомологов жидкокристаллических полимеров. Все исследованные соединения проявляют жидкокристаллический мезоморфизм. Термодинамические данные относительно фазового перехода нематик — изотроп, показывают очень пониженную, по аналогии с соответствующими полимерами, четную-нечетную флуктуацию. Данные сопоставлены с таковыми, полученными для подобных полимерных и не полимерных соединений, содержащих эфирные звенья между жесткими и гибкими группами, для доказательства достоверности этих димерных соединений как моделей полимерных гомологов.